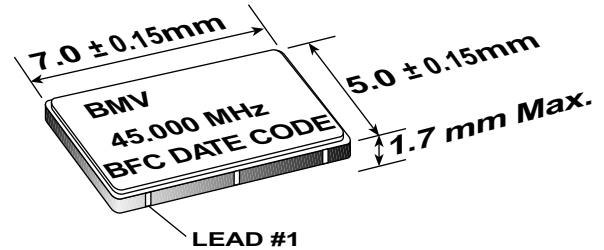




5.0V 5x7 Surface Mount Voltage Controlled Crystal Oscillators

Applications:

- Phase Locked Loops
- Clock Recovery
- Reference Signal Tracking
- Synthesizers
- Frequency Modulation/Demodulation



Features:

- Ceramic Construction, Metal Lid
- 2.0 to 52.0 MHz Frequency Range
- 0.5V to 4.5V Control Voltage
- ±25ppm Stability
- -40°C to +85°C Operating Temperature Option
- Ground Shielded Top and Bottom 6-Pin 5x7mm LCC Package
- Seam-sealed, Resistance Welded Hermetic Package
- Tape and Reel Available

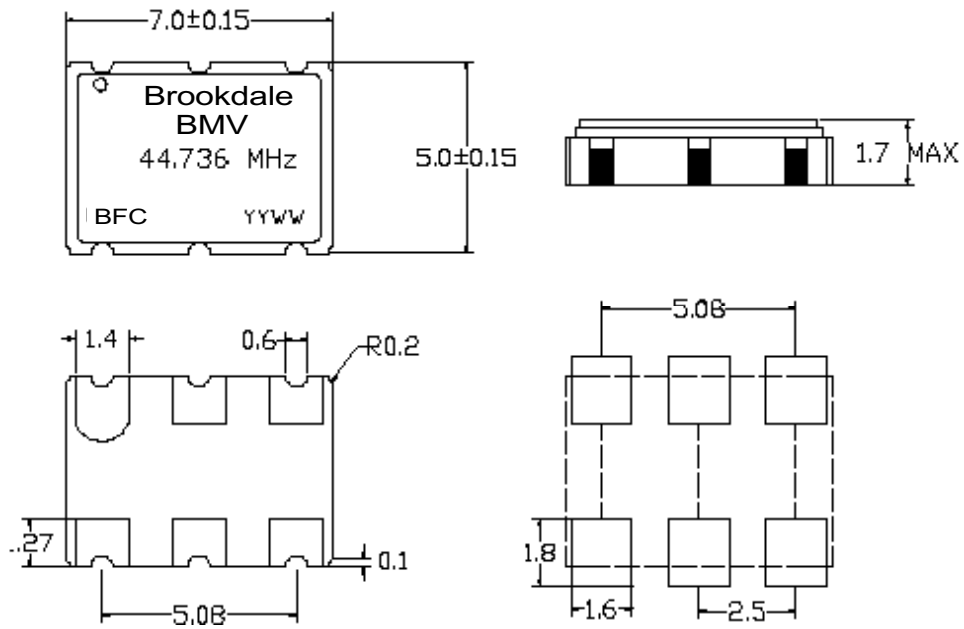


Electrical Specifications

Model	BMV	
Frequency Range (MHz)	2 to 45	45.1 to 52
Frequency Stability (ppm)	Inclusive of calibration, temperature, voltage, load, shock, vibration, aging	
Overall (Typical)		
0° to 70°C	± 25	
-40° to +85°C	± 40	
Frequency Control Function		
Typical Deviation (ppm)	±120	±90
Minimum Tuning Limit 0°C to 70°C	±60	±50
Minimum Tuning Limit-4 0°C to 85°	±50	±40
Linearity	<5%	
Modulation Bandwidth (±3dB)	>20KHz	
Nominal Control Voltage (V)	2.5	
Control Voltage Range (V)	0.5 to 4.5	
Transfer Function	Positive	
Input Impedance	>50K ohms @ 10 KHz	
Temperature Range (°C)		
Operating	-40°C to +85°C	
Storage	-55°C to 125°C	
Supply Voltage (V)	+5.0V ± 10%	
Input Current (mA)	<30	
Symmetry (%) TTL/CMOS	40/60	
Start Up Time (ms)	< 10	

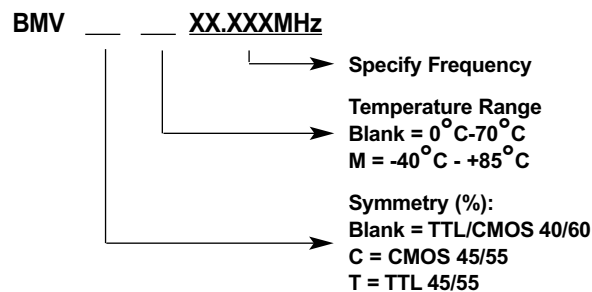
Typical SSB Phase Noise (dBC/Hz) Offset from Carrier	10 Hz	-65
	100 Hz	-95
	1 KHz	-115
	10 KHz	-130
	100 KHz	-140

Mechanical Dimensions



PIN	Function
1	Voltage Control
2	Tri-State
3	Ground
4	Output
5	N/C
6	V _{CC}

Part Numbering Guide



Brookdale Frequency Controls, Inc.
 36-B Grant Ave. Bay Shore, NY 11706 USA
 Phone: 1-866-280-7700 or 631-242-1402
 Fax: 631-595-1845
 E mail: sales@bfc-inc.com
www.bfc-inc.com